

OUTDOOR1 Arenti[®]

QUICK GUIDE

EN Outdoor Wi-Fi Camera

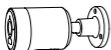


Compatible with Amazon Alexa & Google Assistant

Quick start guide

1. Packing list
2. Product description
3. Installation
4. Product configuration
5. Legal notice

1. Packing list



Camera X1



Power adaptor X1



Scew package X1



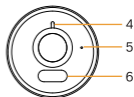
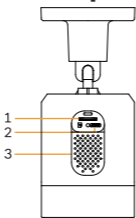
Quick guide X1



Warning sticker X2

2. Product description

1. SD card slot
2. Reset
3. Speaker
4. LED indicator
5. Microphone
6. IR light & warm light



Notice

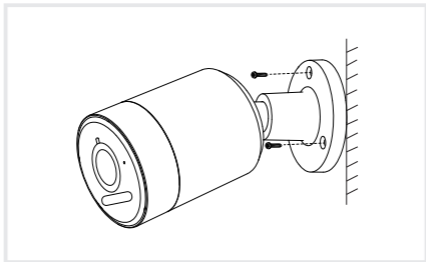
To reset the device, press and hold the reset button for 5s. The camera beeps when the operation is complete.

LED indicator of camera:

Flashing red light (slow)	Wait for network config
Flashing red light (fast)	Connecting the network
Fixed red light	Network is malfunctional
Fixed blue light	Camera is working correctly

3. Installation

Install the camera with the included screws.



4. Product configuration

Step 1 Turn on your camera.

Step 2 Connect your smartphone to the Wi-Fi network.

Step 3 Download Arenti app from the App Store or Google Play depending on your device.

Step 4 Launch the App and sign up for the first use.

Step 5 Follow the on-screen instructions to add your camera.



Notice

If you have multiple cameras, please follow step 5 again to add devices one by one.

To change Wi-Fi network, please restore the camera to factory settings and follow step 5 to add the camera.

Specifications


Sensor type	1/3" CMOS
Min. brightness	Color 0.01Lux@F1.6 Black and white 0.01Lux@F1.6
Resolution	4 Mega pixels
Lens	2.8 mm F1.6
Shutter	1/20-1/10,000 per second
Infrared	High power LED with ICR
Infrared distance	10 meters
Video compression	H.265
Bit rate	32Kbps - 2Mbps
Max resolution	2560 x 1440
Framerate	1-20 per second
Picture settings	Support HD/SD; support flip
Storage	SD card (Max 256GB)
Audio	Two-way audio
Protocols	HTTP, DHCP, DNS, RTSP
WiFi standard	IEEE802.11b/g/n/ac
Frequency	2.4 GHz & 5 GHz
WiFi encryption	WPA-PSK/WPA2-PSK
Security	AES128
Working temperature	-20°C~50°C
Power	DC12V,1A
Consumption	5.5W MAX
Size(mm)	146 x 65 x 65
Efficiency	73.62%
No-load consumption	< 0.1W

5. Legal notice

Support

www.arenti.com

Symbols

 Direct current (DC)



Don't throw batteries or out of order products with the household waste (garbage). The dangerous substances that they are likely to include may harm health or the environment. Make your retailer take back these products or use the selective collect of garbage proposed by your city.



Hereby, Arenti, declares that the radio equipment type 'OUTDOOR1' is in compliance with the Directive 2014/53/EU

The full test of the EU declaration of conformity is available at the following Internet address:
www.arenti.com



FCC Statement

This equipment has been tested and found to comply with the limits for a Class B digital device, pursuant to part 15 of the FCC Rules. These limits are designed to provide reasonable protection against harmful interference in a residential installation. This equipment generates, uses and can radiate radio frequency energy and, if not installed and used in accordance with the instructions, may cause harmful interference to radio communications. However, there is no guarantee that interference will not occur in a particular installation. If this equipment does cause harmful interference to radio or television reception, which can be determined by turning the equipment off and on, the user is encouraged to try to correct the interference by one or more of the following measures:

- Reorient or relocate the receiving antenna.
- Increase the separation between the equipment and receiver.
- Connect the equipment into an outlet on a circuit different from that to which the receiver is connected.
- Consult the dealer or an experienced radio/TV technician for help.

FCC Radiation Exposure Statement

This device complies with FCC radiation exposure limits set forth for an uncontrolled environment and it also complies with Part 15 of the FCC RF Rules. This equipment must be installed and operated in accordance with provided instructions and the antenna(s) used for this transmitter must be installed to provide a separation distance of at least 20 cm from all persons and must not be co-located or operating in conjunction with any other antenna or transmitter. End-users and installers must be provide with antenna installation instructions and consider removing the no-collocation statement.

This device complies with Part 15 of the FCC Rules. Operation is subject to the following two conditions: (1) this device may not cause harmful interference, and (2) this device must accept any interference received, including interference that may cause undesired operation.

Caution!

Any changes or modifications not expressly approved by the party responsible for compliance could void the user's authority to operate the equipment.

© 2022 Arenti. All rights reserved. All trade names are registered trademarks of respective companies Apple, the Apple logo, iPhone are trademarks of Apple Inc. registered in the U.S. and other countries. Google, the Google logo, Android are trademarks of Google Inc. App Store is a service mark of Apple Inc. Google Play is a service mark of Google Inc.